

**PLEASE CHECK WWW.MOLEX.COM FOR LATEST PART INFORMATION**

**Part Number:** [0399400416](#)  
**Status:** **Active**  
**Description:** 5.08mm (.200") Pitch Beau™ EuroMate™ Pluggable PCB Terminal Block, Dual Level, 90° Wire Entry, with Retention Screws, 16 Circuits

**Documents:**

[Drawing \(PDF\)](#) [RoHS Certificate of Compliance \(PDF\)](#)  
[Product Specification PS-39940-001 \(PDF\)](#)

**Agency Certification**

UL E48521

**General**

Product Family	Terminal Blocks
Series	<a href="#">39940</a>
Application	Wire-to-Board
Comments	Gold plating available
Component Type	Plug
Product Literature Order No	USA-264
Product Name	EuroMate™ Pluggable
Type	Euro Block

**Physical**

Circuits (Loaded)	16
Color - Resin	Black
Entry Angle	Horizontal
Flammability	94V-0
Lock to Mating Part	Yes
Material - Resin	Nylon
Number of Rows	2
Orientation	Vertical
PCB Retention	N/A
Panel Mount	No
Pitch - Mating Interface (in)	0.200 In
Pitch - Mating Interface (mm)	5.08 mm
Pitch - Term. Interface (in)	0.200 In
Pitch - Term. Interface (mm)	5.08 mm
Polarized to Mating Part	Yes
Shrouded	Tri-Barrier
Stackable	No
Temperature Range - Operating	130°C
Termination Interface: Style	Screw or Lug
Wire Size AWG	12, 14, 16, 18, 20, 22
Wire Size mm²	0.50 - 2.50

**Electrical**

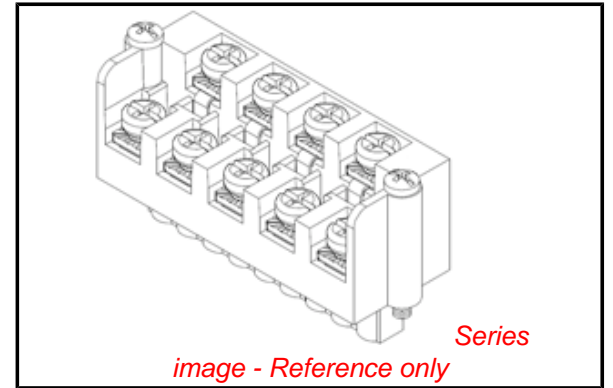
Current - Maximum per Contact	15A
Voltage - Maximum	300V

**Material Info**

Old Part Number 946816

**Reference - Drawing Numbers**

Product Specification	PS-39940-001
Sales Drawing	SD-39940-002



**EU RoHS**

**ELV and RoHS Compliant**  
**REACH SVHC**  
 Not Reviewed  
**Halogen-Free Status**  
 Not Reviewed

**China RoHS**



**Need more information on product environmental compliance?**

Email [productcompliance@molex.com](mailto:productcompliance@molex.com)  
 For a multiple part number RoHS Certificate of Compliance, [click here](#)

Please visit the [Contact Us](#) section for any non-product compliance questions.

**Search Parts in this Series**

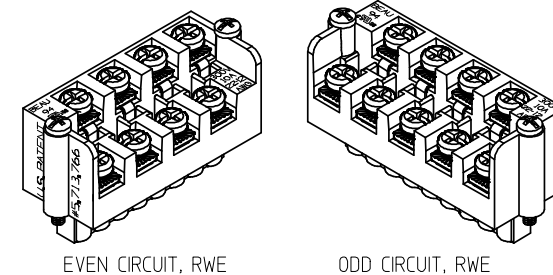
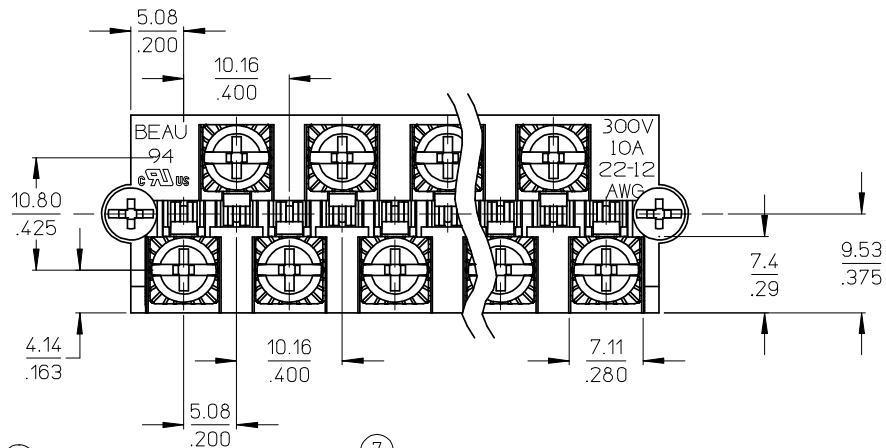
[39940Series](#)

**Mates With**

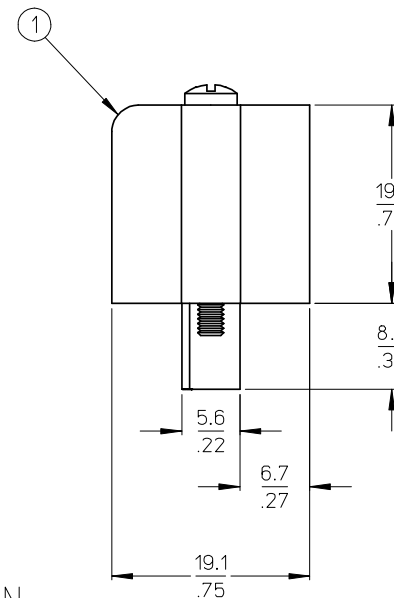
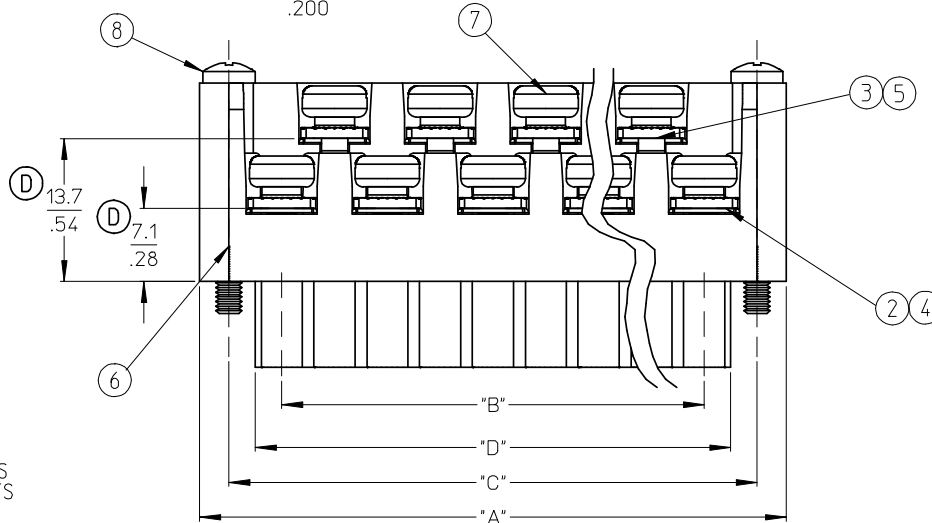
[39535-0016](#) , [39535-4016](#) , [39536-0016](#) , [39536-4016](#)

This document was generated on 05/13/2010

**PLEASE CHECK [WWW.MOLEX.COM](http://WWW.MOLEX.COM) FOR LATEST PART INFORMATION**



AUXILIARY VIEWS  
SCALE 1:1



NOTES:

1. MATERIAL: SEE TABLE
2. FINISHES: SEE TABLE
3. PRODUCT SPECIFICATION: NOT REQUIRED
4. PACKAGING: NOT REQUIRED
5. MATES WITH: MOST 5.08 (.200) PIN HEADERS
6. "XX" REFERS TO THE QUANTITY OF CIRCUITS
7. ROHS COMPLIANT



ODD CIRCUIT CONFIGURATION SHOWN

8	2	2	SCREW, MOUNTING, M2.5 X .450	STEEL	ZINC CHROMATE
7	XX	XX	SCREW, M3.5 X .280	STEEL	ZINC CHROMATE
6	XX	XX	NUT, M3.5, HEX	STEEL	ZINC CHROMATE
5	XX/2	(XX-1/2)	REAR ROW TERMINAL (-G30 OPT.)	PHOS. BRONZE	SELECTIVE GOLD
4	XX/2	(XX+1/2)	FRONT ROW TERMINAL (-G30 OPT.)	PHOS. BRONZE	SELECTIVE GOLD
3	XX/2	(XX-1/2)	REAR ROW TERMINAL	PHOS. BRONZE	HOT TIN DIP
2	XX/2	(XX+1/2)	FRONT ROW TERMINAL	PHOS. BRONZE	HOT TIN DIP
1	1	1	BARRIER	THERMOPLASTIC	BLACK
ITEM	QTY. (EVEN NO. OF CIRCUITS)	QTY. (ODD NO. OF CIRCUITS)	DESCRIPTION	MATERIAL	FINISH

REVISED & REDRAWN  
EC NO: WNA2008-0391  
DRWN: JENC INAS 2008/07/01  
CHKD: CYORK 2008/07/02  
APPR: JMACNEIL 2008/07/07

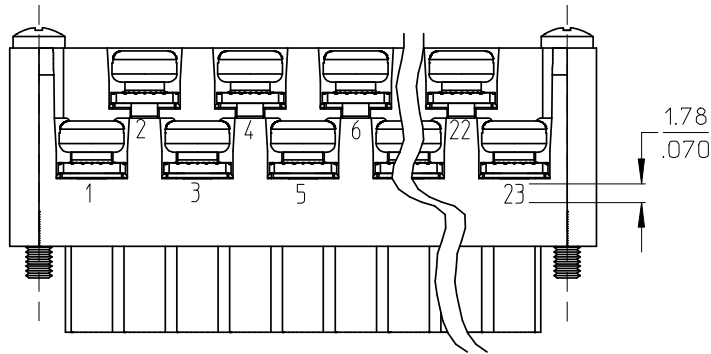
QUALITY SYMBOLS  
▽=0  
▽=0

GENERAL TOLERANCES (UNLESS SPECIFIED)	
	MM/IN
4 PLACES	± --- ± ---
3 PLACES	± --- ± .005
2 PLACES	± 0.13 ± .01
1 PLACE	± 0.3 ± ---
ANGULAR ± 2 °	
DRAFT WHERE APPLICABLE MUST REMAIN WITHIN DIMENSIONS	

DIMENSION STYLE	
MM/IN	
DRAWN BY	DATE
C. YORK	2004/03/18
CHECKED BY	DATE
R. STONE	2004/03/18
APPROVED BY	DATE
G. ROBERTSON	2004/03/18
MATERIAL NO.	
SEE SHEET 2	

SCALE	DESIGN UNITS	THIRD ANGLE PROJECTION
2:1	INCH	
TITLE		
5.08/.200 PLUG ASSY, RWE WITH STD. MOUNTING ENDS (9468XX)		
MOLEX INCORPORATED		
MATERIAL NO.	DOCUMENT NO.	SHEET NO.
SEE SHEET 2	SD-39940-002	1 OF 2
THIS DRAWING CONTAINS INFORMATION THAT IS PROPRIETARY TO MOLEX INCORPORATED AND SHOULD NOT BE USED WITHOUT WRITTEN PERMISSION		

NO. OF CIRC. "XX"	"A"		"B"		"C"		"D" <sup>+0.00</sup> <sub>-.25</sub> [ <sup>+0.000</sup> <sub>-.010</sub> ]		MATERIAL NO. (STANDARD)	MATERIAL NO. (-G30 OPT.)	MATERIAL NO. (-10A OPT.)
03	25.9	[1.02]	10.16	[.400]	20.32	[.800]	15.2	[.60]	399400403		
04	31.0	[1.22]	15.24	[.600]	25.40	[1.000]	20.3	[.80]	399400404	399410404	
05	36.1	[1.42]	20.32	[.800]	30.48	[1.200]	25.4	[1.00]	399400405		
06	41.1	[1.62]	25.40	[1.000]	35.56	[1.400]	30.5	[1.20]	399400406		
07	46.2	[1.82]	30.48	[1.200]	40.64	[1.600]	35.6	[1.40]	399400407		
08	51.3	[2.02]	35.56	[1.400]	45.72	[1.800]	40.6	[1.60]	399400408		
09	56.4	[2.22]	40.64	[1.600]	50.80	[2.000]	45.7	[1.80]	399400409		
10	61.5	[2.42]	45.72	[1.800]	55.88	[2.200]	50.8	[2.00]	399400410		
11	66.5	[2.62]	50.80	[2.000]	60.96	[2.400]	55.9	[2.20]	399400411		
12	71.6	[2.82]	55.88	[2.200]	66.04	[2.600]	61.0	[2.40]	399400412	399410412	
13	76.7	[3.02]	60.96	[2.400]	71.12	[2.800]	66.0	[2.60]	399400413		
14	81.8	[3.22]	66.04	[2.600]	76.20	[3.000]	71.1	[2.80]	399400414		399490014
15	86.9	[3.42]	71.12	[2.800]	81.28	[3.200]	76.2	[3.00]	399400415		
16	91.9	[3.62]	76.20	[3.000]	86.36	[3.400]	81.3	[3.20]	399400416	399410416	
17	97.0	[3.82]	81.28	[3.200]	91.44	[3.600]	86.4	[3.40]	399400417		
18	102.1	[4.02]	86.36	[3.400]	96.52	[3.800]	91.4	[3.60]	399400418		
19	107.2	[4.22]	91.44	[3.600]	101.60	[4.000]	96.5	[3.80]	399400419	399410419	
20	112.3	[4.42]	96.52	[3.800]	106.68	[4.200]	101.6	[4.00]	399400420	399410420	
21	117.3	[4.62]	101.60	[4.000]	111.76	[4.400]	106.7	[4.20]	399400421		
22	122.4	[4.82]	106.68	[4.200]	116.84	[4.600]	111.8	[4.40]	399400422		
23	127.5	[5.02]	111.76	[4.400]	121.92	[4.800]	116.8	[4.60]	399400423		
24	132.6	[5.22]	116.84	[4.600]	127.00	[5.000]	121.9	[4.80]	399400424		



OPTIONAL  
10A IMPRINTING  
(ODD CIRCUIT CONFIGURATION SHOWN)

SEE SHEET ONE EC NO: WNA2008-0391 DRWN: JENCINAS CHKD: JMACNEIL APPR: JMACNEIL	2008/07/01 2008/07/02 2008/07/07	QUALITY SYMBOLS	GENERAL TOLERANCES (UNLESS SPECIFIED)		DIMENSION STYLE		SCALE	DESIGN UNITS	THIRD ANGLE PROJECTION	
		▼=0 ▽=0	mm	INCH	MM/IN	2:1	INCH	DRAWN BY: C. YORK DATE: 2004/03/18 CHECKED BY: R. STONE DATE: 2004/03/18 APPROVED BY: G. ROBERTSON DATE: 2004/03/18		
		4 PLACES ± --- ± --- 3 PLACES ± --- ± .005 2 PLACES ± 0.13 ± .01 1 PLACE ± 0.3 ± --- ANGULAR ± 2 °	DRAFT WHERE APPLICABLE MUST REMAIN WITHIN DIMENSIONS		SEE CHART		TITLE: 5.08/.200 PLUG ASSY, RWE WITH STD. MOUNTING ENDS (9468XX) MOLEX INCORPORATED DOCUMENT NO. SD-39940-002 SHEET NO. 2 OF 2			
		THIS DRAWING CONTAINS INFORMATION THAT IS PROPRIETARY TO MOLEX INCORPORATED AND SHOULD NOT BE USED WITHOUT WRITTEN PERMISSION								